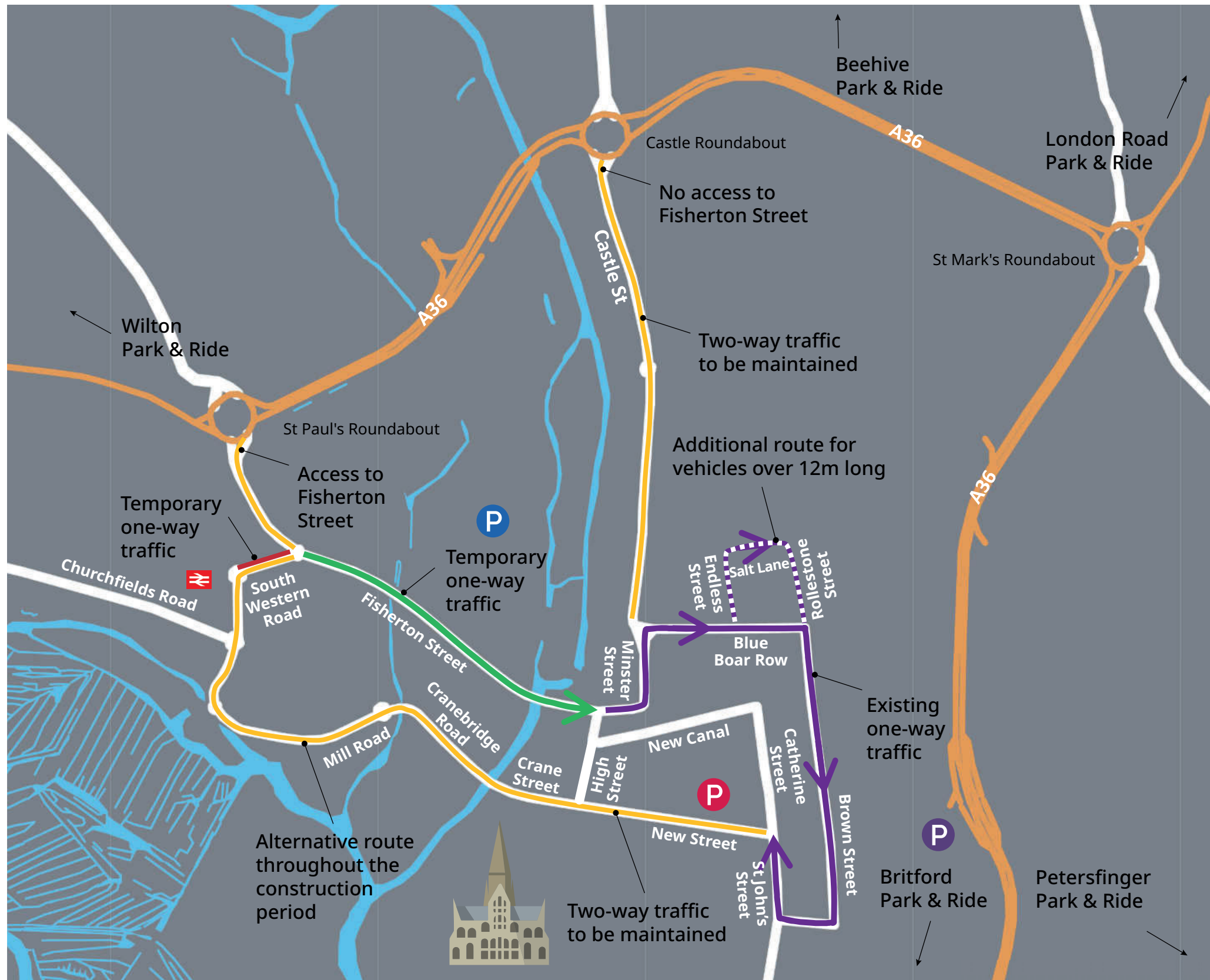








Fisherton Gateway, Salisbury Traffic management plan



-  Two-way traffic will be maintained throughout the construction period
-  One-way system on Fisherton Street will be in place for the duration of the construction period August 2023 to summer 2024
-  One-way system on South Western Road for approximately two months. Direction and dates of one-way system to be confirmed
-  Central Car Park, SP1 3SL
-  Culver Street Car Park, SP1 2BQ
-  Old George Mall Car Park, SP1 2PH

How will bus services be affected?

If you normally catch your bus from the bus stops near the clock tower, we suggest that you use the bus stops on New Canal instead which are a five-minute walk away.

If you normally catch your bus near the Rail Station, you will need to walk to one of these bus stops on Devizes Road or Wilton Road which are a five-minute walk away.

- Bus service R1 to Bemerton Heath will pick up at the bus stop at the bottom of Devizes Road, near Frys Fish & Chip Restaurant.
- Bus services R3 & R8 to Wilton, service R10 to St. Peters Place, services 2 & 24 to Devizes/Warminster, services 25/26 to Tisbury/Mere and service 27 to Shaftesbury will pick up at the first bus stop on Wilton Road, near The Village public house.

Diversions will be along Castle Street and Churchill Way, however please note that buses that normally use Fisherton Street will run non-stop along those roads.

Salisbury city centre car parks

We would encourage visitors to continue to follow the existing signed routes to enter/exit the car parks.

Please note that entry/exit to Culver Street and the Old George Mall Car Parks are unaffected by the works in Fisherton Street.

We recommend visitors should seek to enter/exit Central Car Park via the A36. However, should you choose to exit Central Car Park via Summerlock Approach you will need to turn left and follow the diversion signs (or existing directional signs where applicable) to leave via the city centre.

There are a number of alternative car parks in Salisbury which you can use. Full list of car parks in Salisbury - www.wiltshire.gov.uk/parking-salisbury

You also may wish to consider using one of Salisbury's five Park and Ride sites which are located on the main routes to the city. Salisbury Park & Ride details – www.wiltshire.gov.uk/parking-park-ride